

# Pollination services of *Apis Cerana* and *Tetragonula Laeviceps* (Hymenoptera: Apidae) on strawberry (*Fragaria x Ananassa*)

Resi Alpionita<sup>1</sup>, Tri Atmowidi<sup>2\*</sup> and Sih Kahono<sup>2</sup>

<sup>1</sup>Department of Biology, Faculty of Mathematics and Natural Sciences, IPB University, Dramaga Campus, Bogor 16680, Indonesia

<sup>2</sup>Laboratory of Entomology, Zoology Division, Research Center for Biology, Indonesian Institute of Sciences (LIPI), Bogor, Indonesia

\* E-mail: [atmowidi@apps.ipb.ac.id](mailto:atmowidi@apps.ipb.ac.id)

<https://doi.org/10.35495/ajab.2021.01.057>

## ABSTRACT

Strawberry (*Fragaria x ananassa*) is a fruit-producing plant with high economic value and essential horticultural commodities in Indonesia. Although strawberry plants have hermaphrodite flowers, this plant requires pollinating insects because the mature male and female organs are not often mature at the same time. Honey bees and stingless bees were reported as effective pollination agents of various plants. This study aims to measure pollination services of *Apis cerana* and *Tetragonula laeviceps* on strawberry plants. Visiting activity of *A. cerana* and *T. laeviceps* were observed by focal sampling method from 8 am to 4 pm. The pollen load on insect were measured by using the acetolysis method. The results showed the highest duration visits of *A. cerana* ( $12.64 \pm 0.47$  seconds/flower) and the number of flowers visited ( $12.80 \pm 0.65$  flowers/three minutes) occurred at 8 to 9 am. Meanwhile, in *T. laeviceps*, the highest duration visits ( $89.15 \pm 9.03$  seconds/number) and the number of flowers visited ( $2.18 \pm 0.22$  flowers/three minutes) occurred at 9 to 10 am. The number of pollens carried by *A. cerana* and *T. laeviceps* were 303275 and 86281 pollen grains, respectively. Manual and bee pollinations increased the number of fruits formation, fruit size and weight, and vitamin C content compared with control plants.

**Keywords:** Pollination services; *Apis cerana*; *Tetragonula laeviceps*; strawberry.

## INTRODUCTION

Insects provide services to natural and artificial ecosystems (Winfree et al., 2008). One of the important services of insects for human life is pollination. About 35% of food crops in the world need insects to ensure the success of pollination (Widiono et al., 2016). Insect pollination provides a significant contribution to agricultural production (Atmowidi et al., 2007; Rianti et al., 2010; Garibeldi et al., 2014). In tomato, pollination by insects increased 189% the number of seeds per fruit and 355% the weight of seeds per fruit (Indraswari et al., 2016) and bees are the most effective pollinator (Pires et al., 2014).

Bees (honey bees and stingless bees) play an important role in pollination process and fruit production (Rader et al., 2015). *Apis cerana* is reported as effective pollinator on strawberry (MacInnis and Forrest 2019), apple (Verma and Dulta, 2015), melon (Revanasidda and Belavadi, 2019), and cauliflower and cabbage (Verma and Partap, 2015). This species has a body length of 10-11 mm (Michener, 2000) and active foraging with a distance of 2-3 km (Amano et al., 2000). Stingless bees have high-frequency visits to flowers (Ruslan et al., 2015) and have a prospect as a crop pollinator because they are small, do not sting, high adaptability to environmental stress, and are easy to handle (Jalil and Shuib, 2014). Previously reported that *Heterotrigona itama* increased agricultural crop production, such as watermelon (Azmi et al., 2018) and chayote (A'yunin et al., 2019), while *Melipona fasciculata* increased eggplant production (Nunes et al., 2013). Pollination by *Tetragonula laeviceps* was reported to increase seed production, the number of pods, and seed

germination of kale (Wulandari et al., 2017), and strawberries (Widhiono et al., 2012; Roselino et al., 2009).

Strawberry have hermaphrodite flowers, which are male and female reproductive organs found in one flower. Although strawberry have hermaphrodite flowers, female organ mature first compared to male organ (Roselino et al., 2009) and need pollinating insects. Pollination by insects increased the number of fruits, fruit quality, and economic value of strawberries (Klatt et al., 2013). Herrmann et al., (2018) also reported bees were effective pollinator on strawberries and generally increased yields and quality of fruits. The current study aims to measure the pollination services of *A. cerana* and *T. laeviceps* on strawberry by observing visiting activity and measuring fruit production, i.e., the number of perfect fruits and abnormal fruits, fruits size, and sugar and vitamin C contents.

## **MATERIALS AND METHODS**

### **Preparation of strawberry plants and flowers observations**

Variety of strawberry used in this study was sweet charlie owned by farmers at Sembalun Lawang, West Nusa Tenggara, Indonesia. Strawberries were planted in the soil media with the distance between plants was 50cm. The plants were fertilized once a month using NPK fertilizer (16:16:16) and weed control was done manually once a month. Pest and disease controls were carried out by spraying insecticides, i.e., abamectin and cypermethrin, while fungi disease was controlled by difenoconazole fungicide every two weeks. Strawberry flower properties were observed, such as morphology, colour, the number of sepals and petals, number of stamens and nectary position, and flower bloom time.

### **The Use of *A. cerana* and *T. laeviceps* as strawberry pollination**

Strawberry plants used in this study were divided into divided into four treatments, i.e., (a) 50 plants were caged by screen without bee colonies as a control, (b) 50 plants were caged by screen for hand pollination with pollen from different plant, (c) 50 plants were caged by screen and added by one colony of *T. laeviceps*, and (d) 50 open plants added by one colony of *A. cerana*. The size of each cage was 1.50 m high, 4 m length, and 2 m width. No replicate of each treatment was conducted.

### **Observation of *A. cerana* and *T. laeviceps* visiting activity**

Visiting activity of *A. cerana* were observed in open plants, while *T. laeviceps* was observed in caged plants using focal sampling method (Martin and Bateson, 1993). Visiting activities observed were visit duration in a flower (flower handling time), visit duration in a plant (plant handling time), and the number of flowers visited per three minutes (foraging rate) (Dafni, 1992). During observation of bees visiting activities, environmental parameters were measured, i.e., relative humidity, air temperature, light intensity, and wind speed in every hour, starting at 8 am to 4 pm for 20 days.

### **Pollen load measurements**

Pollen load on *A. cerana* and *T. laeviceps* were measured by acetolysis method (Dafni, 1992). Pollens were collected from *A. cerana* and *T. laeviceps* that returned to the hive. One individual of bee was captured and put in a microtube containing 70% ethanol. Then, the microtube was rotated for 24 hours and then centrifuged at 3500 rpm for 5 minutes. Then, bees were removed from microtube and centrifuged at 2000 rpm for 3 minutes and the supernatant was removed. The pollen precipitate was added by 1 mL of solution acetolysis (acetic anhydride and sulfuric acid, 9:1). Samples were heated in a water bath at 80°C for 5 minutes and centrifuged at 2000 rpm for 10

minutes. One mL of distilled water was added to rinse the pollens until the solution was clear. As much as 0.1 mL of a solution containing pollen was dropped on the hemocytometer. Pollens found in four quadrants of hemocytometer were counted under a light microscope. Measurement of pollen load on each species of bee was conducted as much as 20 times. The number of pollen in one individual bee was calculated by the following formula.

$$\frac{V_1}{N_1} = \frac{V_2}{N_2}$$

Where V1= volume of four quadrants, V2= total volume of solution, N1= number of pollen counted, and N2= total of pollen load

### Measurement of fruit formation

Measurements of fruit formation were carried out on 25 plants that were randomly selected in each treatment. The fruits formation measured were the number of fruits per plant, the number of perfect and abnormal fruits, the length, thickness, and the weight of fruits, the number of seeds per fruit, and the sugar content. The fruits vitamin C content was also measured by the HPLC method (Seal and Chaudhuri 2017) in the Analytical Laboratory of the Department of Biology, Mataram University, Indonesia.

### Data analysis

The relationship between environmental parameters and bees visiting activity was analysed using Pearson correlation in Paleontological Statistics (PAST) 3.20 software. Fruits formation production among treatments were analysed using One-way ANOVA and compared the means using Tukey test (Hammer et al., 2001).

## RESULTS AND DISCUSSION

### Flowers morphology

Strawberry has hermaphrodite flowers that the stamens and pistil are in a flower. The flower is white and a cluster-like shape. Flower diameter ranges from 2-3.5 cm, 6-7 white petals with 10-14 green sepals. There are 25-40 stamens attached to the base of the receptacle. The nectaries situated at the bottom of the stamens and close to the ovary. The blossoms bloom is in the morning (about 6 am) and flowers do not close until the pistil turns to brown.

### Visiting activities of *A. cerana* and *T. laeviceps*

Results showed that the foraging activity of bees started in the morning until late afternoon. The longest visit duration in one flower of *A. cerana* (12.64±0.47 seconds/flower) occurred at 8 to 9 am and the shortest (8.36±0.48 seconds/flower) occurred at 1 to 2 pm. While in *T. laeviceps*, the longest visit duration (89.15±9.03 seconds/flower) occurred at 9 to 10 am and the shortest (33.52±2.74 seconds/flower) occurred at 1 to 2 pm (Fig. 1). The longest visit duration of *A. cerana* was 18.02± 1.04 seconds/plant and the shortest was 11.76±0.57 seconds/plant. In *T. laeviceps*, the longest visit duration was 99.68± 7.12 seconds/plant and the shortest was 40.43± 4.55 seconds/plant (Fig. 2).

The results of the current study was similar to Cholis et al., (2020) that peak of *A. cerana* and *T. laeviceps* visiting activity on pummelo flowers occurred at 8 am. During the day (at 1 pm) this activity decreased and increased at 4 pm. Atmowidi et al., (2018) also reported that the highest activity of *H. itama* occurred at 9-10 am and decreased at 1-2 pm. Visiting activity of bees related to

pollen availability. In the morning, the availability of pollens was high and reduced during the day (Tschoeke et al., 2015). The visiting activity of bees on flowers also related to flower colour, availability of nectar and pollen, and the suitability between flower and bee characters (Rianti et al., 2010). Generally, the volume of nectar is high in the morning and decrease in the afternoon that affected visiting duration of insect (Dudareva and Pichersky, 2006).

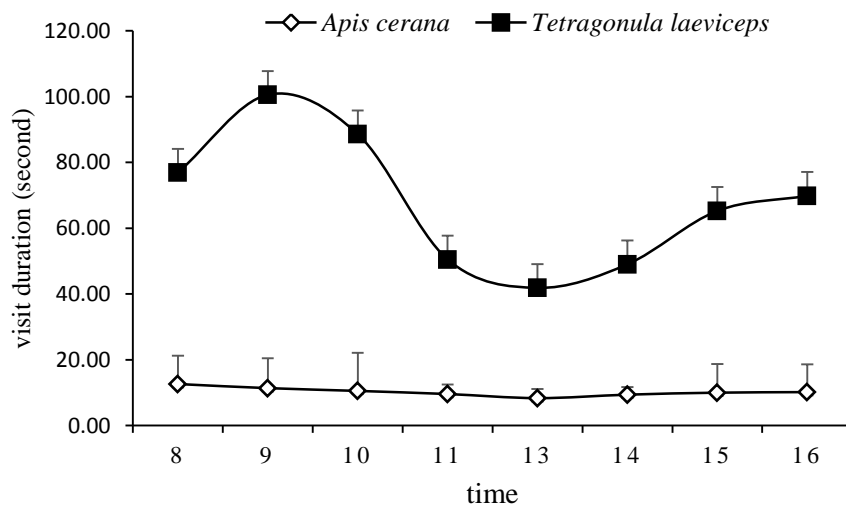


Fig. -1 Visit duration in a flower of *A. cerana* and *T. laeviceps* based on the time of observation. Standard deviation was shown in the graph.

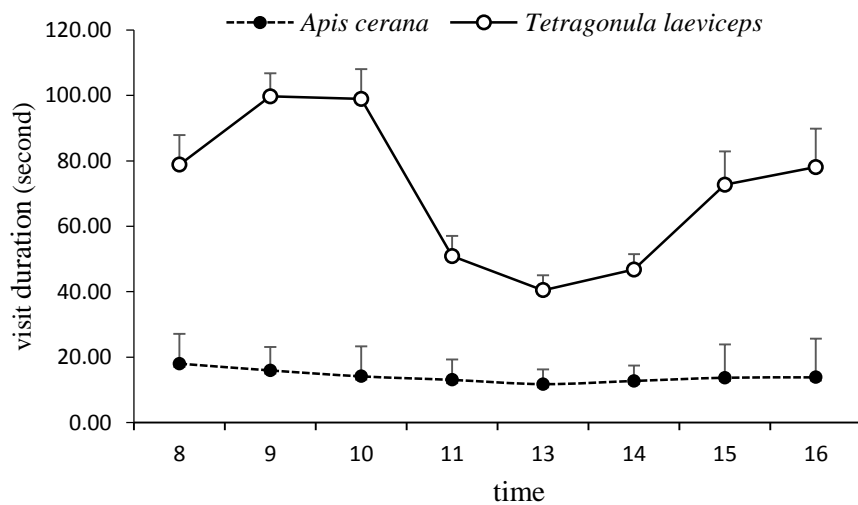


Figure-2 Visit duration in one plant of *A. cerana* and *T. laeviceps* based on the time of observation. Standard deviation was shown in the graph.

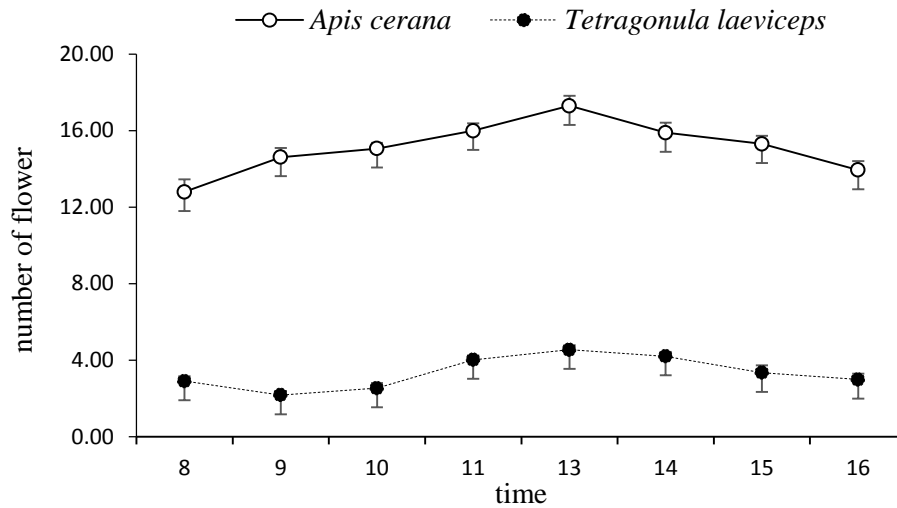


Fig.3 The number of flowers visited per three minutes by *A. cerana* and *T. laeviceps* based on the time of observation. The standard deviation was shown in the graph.

Visiting activity of *A. cerana* and *T. laeviceps* during foraging varied. The number of flowers visited by *A. cerana* at 8-9 am was lower ( $12.80 \pm 0.65$  flowers/3 minutes) than the day at 11 am-1 pm ( $17.30 \pm 0.52$  flowers/3 minutes). Moreover, *T. laeviceps* visited  $2.91 \pm 0.26$  flowers/3 minutes at 8-9 am and at noon the species visited  $4.55 \pm 0.24$  flowers/3 minutes (Fig. 3). Differences in behaviour and visit duration of *A. cerana* and *T. laeviceps* foraging activity possibly related to the body size. *A. cerana* has a larger body size than *T. laeviceps*. These results supported Oranje's et al., (2012) that larger bees visited more flowers with shorter visits in one flower. Masyitah et al., (2019) also reported bees (*A. cerana* and *Lasioglossum* sp.) visit flowers in shorter time (0.25-0.79 minutes/flower) than flies, *Episyrphus belteatus* and *Melanostoma* sp. (8-10 minutes/flower). The difference in the visit duration per flower among bee species affects the rate of visits, including the number of flowers visited per time unit. The behaviour of insect pollinators during visits the flowers was also related to environmental factors, flowers shape and colour, as well as the sugar content of nectar (Alao et al., 2016)

#### Visiting activity of *A. cerana* and *T. laeviceps* relation to environmental parameters

During measuring the activity of *A. cerana*, the highest temperature and light intensity (35.3 °C and 18662 lux, respectively) occurred at 1-2 pm, while highest air relative humidity (67.8%) occurred at 4-5 pm and wind speed occurred at 3-5 pm (1.11 m/s). Meanwhile, during measuring activity of *T. laeviceps*, the highest temperature and light intensity occurred at 1-2 pm (34.7 °C and 18249 lux, respectively) and highest relative humidity (70.1%) occurred at 8-9 pm (Table 1). High relative humidity affected sugar concentration in the nectar secreted by flowers and wet pollen make it difficult for bees to pick up a large numbers of pollens (Ruslan et al., 2015).

Table-1 The average of environmental parameters measured during the observation of *A. cerana* and *T. laeviceps*.

Time	<i>A. cerana</i>				<i>T. laeviceps</i>		
	Temperature (°C)	Humidity (%)	Light intensity (lux)	Wind speed (m/s)	Temperature (°C)	Humidity (%)	Light intensity (lux)
8-9	23.1	63.1	8164	0.0	20.4	70.1	4555

9-10	26.5	59.8	10423	0.0	23.2	63.7	7087
10-11	29.1	55.6	13174	0.18	26	58.4	11014
11-12	32.2	50.3	16284	0.43	30.4	51.8	15768
13-14.	35.3	41.5	18662	1.11	34.7	46	18249
14-15	32.0	50.6	16005	0.52	30.5	52.6	15358
15-16	27.3	56.2	15050	0.2	26.9	60.2	10429
16-17	24.2	67.8	7181	0.0	23.6	65.2	5618

Pearson correlation analysis showed that visiting activity of *A. cerana* had a positive correlation with air temperature ( $r=0.96$ ;  $p=0.00$ ), light intensity ( $r=0.94$ ;  $p=0.00$ ), and wind speed ( $r=0.89$ ;  $p=0.00$ ), and negatively correlated with humidity ( $r=-0.92$ ;  $p=0.00$ ). While in *T. laeviceps*, visiting activity had a positive correlation with air temperature ( $r=0.86$ ;  $p = 0.01$ ) and light intensity ( $r=0.83$ ;  $p=0.01$ ) (Table 2).

Table-2 Pearson correlation between visiting activities of *A. cerana* and *T. laeviceps* and environmental parameters.

Environment parameters	<i>A.cerana</i>		<i>T. laeviceps</i>	
	$\Sigma$ number of flowers visited		$\Sigma$ number of flowers visited	
	r	p	r	p
Temperature (°C)	0.96	0.00	0.86	0.01
Humidity (%)	-0.92	0.00	-0.81	0.02
Light intensity (lux)	0.94	0.00	0.83	0.01
Wind speed (m/s)	0.89	0.00	-	-

The visiting activity of bees on a strawberry is influenced by temperature, relative humidity, light intensity, and wind speed. Wulandari (2017) reported the optimal temperature ( $26-34^{\circ}\text{C}$ ) supported the activity of pollinating insects on kale (*Brassica oleraceae*). High humidity and lower temperature caused decrease activity of bees on flowers (Ruslan et al., 2015). To maintain body temperature during flight, bees use a thermoregulation mechanism (Tan et al., 2014).

### Pollen Load

Pollen of strawberry is a tricolpate, prolate shape in equatorial view (Figure 4b) and circular-lobate in polar view (Fig. 4b). Stingless bee is hairy and pollens easily attach to the body when bees visit the flowers. Two species of bees, *A. cerana* and *T. laeviceps* have corbicula as pollen collector (Rahman et al., 2014).



Fig. -4 Morphology of strawberry pollen: (a) prolate (equatorial view), (b) circular-lobate (polar view).

Based on the number of pollens attached to the hind legs showed that bee actively visited the flowers. *A. cerana* carried more pollens (303275 pollen grains) than *T. laeviceps* (8628 pollen grains) (Fig. 5 a). Current study showed that the body size effect the pollen carried. Pangestika et al., (2017) stated the higher pollen loads were observed in *H. itama* (31392 pollen grains) and *T. laeviceps* (8015 pollen grains). In stingless bees, pollens were commonly found in the thorax, tarsus, and corbicula (Chan and Saw, 2011).

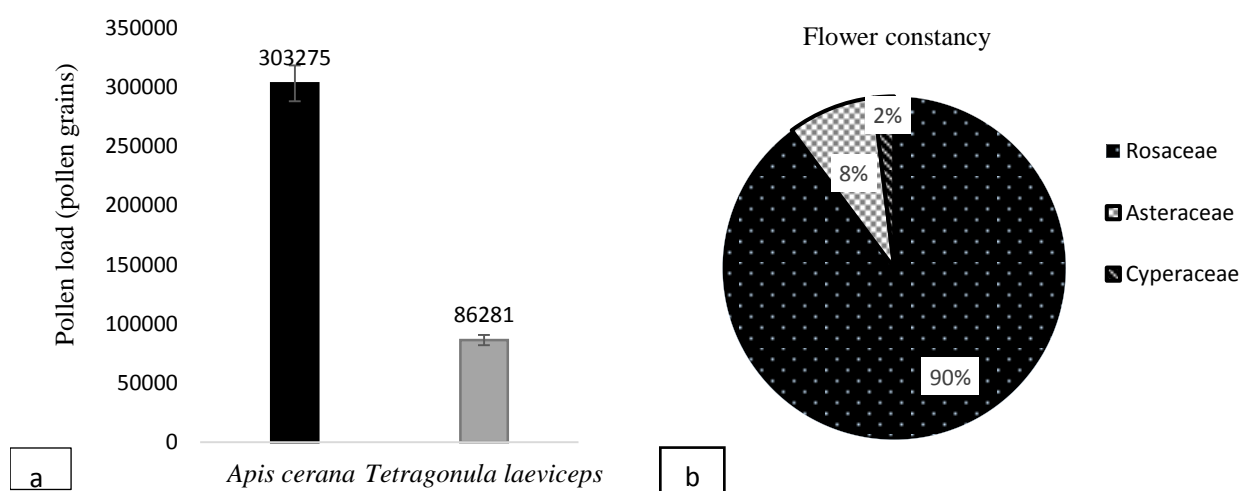


Fig. 5 Pollen load on *A. cerana* and *T. laeviceps* (a) and type of pollens attached to *A. cerana* (b).

In open plants, *A. cerana* prefer visit strawberry flowers compared to other plants because the location of bee colony is very close. Khairiah et al., (2012) reported bees tend to visit flowers of the same plant species that close to their nests. In honey bees, information of food source location is informed to other bees using a round-dance (Schoonhoven et al., 1998). Results showed that the dominant pollen type attached on *A. cerana* was pollen of Rosaceae (90%) followed by Asteraceae (8%), and Cyperaceae (2%) (Fig. 5 b). The percentage of flowers visited by bees depends on the plants around the nest and the availability of food and pollinators prefer to choose flowers that are easily accessible (Widhiono & Sudiana, 2016)

### Fruit formation

Results showed that *A. cerana* pollination in strawberry yielded  $4.76 \pm 1.05$  fruits/plant with a percentage of perfect fruit was 77.31% and abnormal fruit was 22.69%. While, pollination by *T. laeviceps* yielded  $4.24 \pm 0.92$  fruits/plant with a percentage of perfect fruit was 71.70% and abnormal fruit was 28.30%. Human-assisted pollination using pollen from different plants yielded  $5.04 \pm 1.04$  fruits/plant with a percentage of perfect fruits was 76.98%. In control plants, the low yielded of fruits ( $2.08 \pm 0.70$  fruits/plant), low perfect fruits (40.38%), and high abnormal fruits (59.62%) (Table 3).

Pollinating insects affected on the strawberry fruits. Current study supported Adhikari and Miyanaga (2016) that reported pollination by *A. plumipes* increased strawberry fruit formation (59.9%) than that in control plants (31.0%). Abrol et al., (2017) also reported a lower percentage of

abnormal fruit formation (11.20%) in plants pollinated by bees compared to control plants (17.44%). Hasan et al., (2017) also stated insects affected the cucumber production. Crop yielded also is influenced by genetic and environmental factors, as well as the status of soil nutrients and insect-plant interaction (Susilawati, 2016).

Table-3 Fruits formation of strawberry pollinated by *A. cerana*, *T. laeviceps*, and manual pollination.

Yield Components	Fruits Formation (Average $\pm$ st. deviation)*			
	Hand pollination	<i>A. cerana</i>	<i>T. laeviceps</i>	Control plants
Number of fruits/plant	5.04 $\pm$ 1.04 <sup>a</sup>	4.76 $\pm$ 1.05 <sup>ab</sup>	4.24 $\pm$ 0.92 <sup>b</sup>	2.08 $\pm$ 0.70 <sup>c</sup>
Number of perfect fruits (%)	76.98 <sup>a</sup>	77.31 <sup>a</sup>	71.70 <sup>b</sup>	40.38 <sup>c</sup>
Number of abnormal fruits (%)	23.02 <sup>a</sup>	22.69 <sup>a</sup>	28.30 <sup>b</sup>	59.62 <sup>c</sup>
Fruit length (cm)	3.77 $\pm$ 0.44 <sup>a</sup>	3.90 $\pm$ 0.45 <sup>a</sup>	3.57 $\pm$ 0.48 <sup>a</sup>	2.69 $\pm$ 0.62 <sup>b</sup>
Fruit thickness (cm)	3.53 $\pm$ 0.40 <sup>a</sup>	3.61 $\pm$ 0.36 <sup>a</sup>	3.43 $\pm$ 0.40 <sup>a</sup>	2.73 $\pm$ 0.66 <sup>b</sup>
Fruit weight (g)	17.07 $\pm$ 3.08 <sup>ab</sup>	18.94 $\pm$ 4.00 <sup>a</sup>	15.11 $\pm$ 5.33 <sup>b</sup>	10.27 $\pm$ 2.41 <sup>c</sup>
Number of fruit achenes	309.5 $\pm$ 53.39 <sup>ab</sup>	344.8 $\pm$ 83.92 <sup>a</sup>	284.5 $\pm$ 69.60 <sup>ab</sup>	255.6 $\pm$ 49.5 <sup>b</sup>
Sugar content (% Brix)	6.68 <sup>a</sup>	8.07 <sup>ab</sup>	7.10 <sup>ab</sup>	4.48 <sup>c</sup>
Vitamin C content (g/100g)	-	60.75 <sup>a</sup>	50.85 <sup>b</sup>	38.5 <sup>c</sup>

\*Values on the same row followed by the same letters do not showed a significant difference (Tukey test 95%).

Pollination by *A. cerana* increased strawberries fruit size (3.90 $\pm$ 0.45 cm in length, 3.61 $\pm$ 0.36 cm in thickness, and 18.94  $\pm$  4.00g in weight) and sugar content (8.07%). Likewise, pollination by *T. laeviceps* increased fruit size (3.57 $\pm$ 0.48 cm in length, 3.43 $\pm$ 0.40 cm in thickness, and 15.11 $\pm$ 5.33g in weight). Pollination by insects especially bees produced heavier fruits and contains high nutrients (Neto et al., 2013). Control plants had a smaller fruit size (2.69 $\pm$ 0.62 cm in length, 2.73 $\pm$ 0.66 cm in thickness, and 10.27 $\pm$ 2.41g in weight). Based on ANOVA analysis, fruit weight of hand pollination, pollination by *A. cerana*, and pollination by *T. laeviceps* was significantly different with control plants ( $p < 0.001$ ). Adhikari and Miyanaga, (2016) also stated a higher fruit set of strawberry in hand- and *A. plumipes* pollination (95%) compared to control plants (40%). This may be related to visiting activities of *A. cerana* and *T. laeviceps* from morning to evening and allows cross-pollination occurred. Klatt et al. (2013) reported that increasing fruits quantity and size in strawberry pollination by bees. Absence of insects in control plants caused cross-pollination does not work well and transfer pollen to the stigma does not occur.

The insect pollination of strawberry results reddish and heavier fruits weight and also higher storage resistance compared to non-insect-pollination (Klatt et al., 2013). Successfully pollination trigger hormones in flowers, such as gibberellin, cytokines, auxin, and abscisic acid (Iglesias et al., 2007) to promote fruits growth. Also, fruit yielded by strawberry pollinated by *A. cerana* and *T. laeviceps* had a higher vitamin C content (60.7%/100g sample) than control plants (38.5%/100g sample). Pollinators also increased fruits micronutrients, such as vitamins A and C, calcium, fluoride, and folic acid (Smith at al., 2015). Therefore, bees can be used as an alternative pollinator for strawberry plants (Adhikari and Miyanaga, 2016).

## CONCLUSION

*Apis cerana* and *T. laeviceps* contributed to increase of fruit production of strawberry plants. The high visiting activity of *A. cerana* and *T. laeviceps* on strawberry flowers occurred in the morning



and decreased during the day. Visiting activity of bees correlated with environmental factors. The average, *A. cerana* carried more pollens (303275 pollen grains) than *T. laeviceps* (8628 pollen grains). Pollination by *A. cerana* and *T. laeviceps*, as well as hand-pollination significantly increased the formation of fruits, i.e., with the number of normal shapes, fruits size and weight, and vitamin C content.

## ACKNOWLEDGEMENT

The part fund of this research was supported by the Decentralization Scheme of Basic Research of Higher University (PDUPT-IPB University), Ministry of Research, Technology and Higher Education, Republic of Indonesia in 2019 by Tri Atmowidi (129/SP2H/PTNBH/DRPM/2018 and 3/E1/KP.PTNBH/2019).

Disclaimer: None.

Conflict of Interest: None.

Source of Funding: None

## REFERENCES

- Atmowidi T, Prawasti TS and Raffiudin R, 2018. Flight Activities and Pollen Load of Three Species of Stingless Bees (Apidae: Melliponinae). *IOP Conference Series: Earth and Environmental Science*. 197: 012025.
- Atmowidi T, Buchori D, Manuwoto S, Suryobroto B and Hidayat P, 2007. Diversity of pollinator insects in relation to a seed set of mustard (*Brassica rapa* L: Cruciferae). *Hayati Journal of Biosciences*, 14: 155-161
- A'yunin Q, Rauf A and Harahap IS, 2019. Foraging Behaviour and Pollination Efficiency of *Heterotrigona itama* (Cockerell) and *Tetragonula laeviceps* (Smith) (Hymenoptera: Apidae) on Chayote. *Indonesian Journal of Agricultural Sciences*. 24(3): 247-257
- Adhikari RD and Miyanaga R, 2016. Utilization of Hairy Footed Flower Bee *Anthophora plumipes* (Hymenoptera: Apidae) for Pollination of Greenhouse Strawberry. *Journal scientific research*. 4: 25-31
- Amano K, Nemoto T and Heard TA, 2000. What are stingless bees, and why and how to use them as crop pollinator. *A Rev JARQ*. 34(3): 183–190.
- Azmi WA, Sembok WWZ, Yusuf N, Mohd MF, Hatta, Salleh AF, Hamzah MAH and Raml SN, 2018. Effects of Pollination by the Indo-Malaya Stingless Bee (Hymenoptera: Apidae) on the Quality of Greenhouse Produced Rockmelon. *Journal of Economic Entomology*. 20(10): 1–5
- Alao FO, Adebayo TA and Olaniran OA, 2016. Population Density of Insect Pests Associated with Watermelon (*Citrullus lanatus* Thumb) in Southern Guinea Savanna Zone, Ogbomoso. *Journal of Entomology and Zoology Studies* 4(4): 257- 260
- Chan YM and Saw LG, 2011. Notes on the Pollination Ecology of the Palm Genus *Johannesteijsmannia* (Arecaceae). *J Poll Ecol*. 6(15): 108-117.
- Cholis MN, Atmowidi T and Kahono S, 2020. The diversity and abundance of visitor insects on pummelo (*Citrus maxima* (burm) Merr) cv. Nambangan. *Journal of Entomology and Zoology Studies*. 8(4): 344-351
- Dafni A, 1992. *Pollination Ecology: A Practical Approach*. Oxford (GB): Oxford University
- Dudareva N and Pichersky E, 2006. *Biology of Floral Scent*. London (GB): Taylor and Francis
- Garibaldi LA, Carvalheiro LG, Leonhardt SD, Aizen MA, Blaauw BR, Isaacs R, Kuhlmann M, Kleijn D, Klein AM, Kremen C, Morandin L, Scheper J and Winfree R, 2014. From research to action: enhancing crop yield through wild pollinators. *Frontiers in Ecology and the Environment* 12: 439–447.
- Hasan PA, Atmowidi T and Kahono S, 2017. Diversity, *foraging behaviour, and effectiveness of insect pollinators on cucumber plants (Cucumis sativus Linn.)*. *Indonesian Journal of Entomology*. 14(1):1-9.

- Herrmann JD, Beye H, Boise CDL and Hartlep H, 2018. Positive effects of the pollinators *Osmia cornuta* (Megachilidae) and *Lucilia sericata* (Calliphoridae) on strawberry quality. *Journal pollination ecology*. 6(15): 108–117
- Hammer O, Harper DAT and Ryan PD, 2001. PAST-Palaeontological statistics software package for educational and data analysis.
- Iglesias JD, Cercós M, Colmenero-Flores JM, Naranjo MA, Ríos G, Carrera E, 32 Ruiz-Rivero O, Liso I, Morillon R and Tadeo FR, 2007. Physiology of citrus fruiting. *Brazilian J Plant Physiol*. 19 (4):333-362.
- Indraswari AGM, Atmowidi T and Kahono S, 2016. Diversity, foraging activity, and effectiveness of bee pollinators in tomato plants (*Solanum lycopersicum* L: Solanaceae) *Indonesian Journal of Entomology*, 13(1): 21–29.
- Jalil AH and Shuib I, 2014. Beescape for Meliponines Conservation of Indo-Malayan Stingless Bees. Malaysia (MY): Patridge
- Khairiah D, Dahelmi and Syamsuardi, 2012. The species of visitor insects of balsam flower (*Impatiens balsamina* Lin: Balsaminaceae). *journal on biology of andalas university*. 1(1): 9-14.
- Klatt BK, Holzschuh A, Westphal C, Clough Y, Smit I, Pawelzik E and Tschardt T, 2013. Bee pollination improves crop quality, shelf life and commercial value. *Proc. Biol. Sci.* 281(1775): 20132440
- Martin P and Bateson P, 1993. *Measuring Behavior*. Cambridge (GB): Cambridge University Press
- Michener CD, 2000. *The Bees of TheWorld*. Baltimore (US): The Johns Hopkins University Press
- MacInnis G and Forrest JRK, 2019 Pollination by wild bees yields larger strawberries than pollination by honey bees *Journal of Applied Ecology* 56:824–832.
- Masyitah S, Rauf A, Maryana N and Kahono S, 2019 Pollination services of flower-visiting insects in strawberry fields in Ciwidey, Bandung. *Indonesian Journal of Entomology* 16 (2): 115–127
- Nunes SP, Hrnir M, Silva CI, Roldão YS and Imperatriz- Fonseca VL, 2013. Stingless bees, *Melipona fasciculata*, as efficient pollinators of eggplant (*Solanum melongena*) in greenhouses. *Apidologie*, 44(5), 537-546.
- Neto CMS, Lima FG, Gonçalves BB, Bergamini LL, Bergamini BAR, Elias MAS and Franceschinelli EV, 2013. Native bees pollinate tomato flowers and increase fruit production. *J Poll Ecol*. 11(6):41-45
- Oranje ML, Hagen M, Gikungu M, Kasina M and Kraemer M, 2012. Pollinator diversity, behaviour and limitation on yield of karela (*Momordica charantia* L. Cucurbitaceae) in Western Kenya. *African Journal of Agricultural Research* .7(11): 1629–1638.
- Pangestika NW, Atmowidi T and Kahono S, 2017. Pollen Load and Flower Constancy of Three Species of Stingless Bees (Hymenoptera, Apidae, Meliponinae). *Tropical Life Sciences Research*, 28(2): 179–187
- Pires VC, Silveira FA, Sujii ER, Torezani KRS, Rodrigues WA, Albuquerque FA, Rodrigues SM, Salamao AN and Pires CS, 2014. Importance of bee pollination for cotton production in conventional and organic farms in Brazil. *J Poll Ecol*. 13(16): 151–160.
- Rader R, Bartomeus I, Garibaldi LA, Garrat MPD, Howlett BG, Winfree R, Cunningham SA, Mayfield MM, Arthur AD and Georg KSA, 2015. Nonbee insects are important contributors to global crop pollination. *PNAS*. 113(1):146-151
- Rahman R, Thangkiew I and Hajong SR, 2014. Hypopharyngeal gland activity in task-specific workers under brood and broodless conditions in *Apis cerana Indica* (Fab.). *J. Apic Sci*. 58(2):59-70
- Revanasidda and Belavadi VV, 2019. Floral biology and pollination in *Cucumis melo* L. a tropical andromonoecious cucurbit. *Journal of Asia-Pacific Entomology*. 22: 215–225
- Rianti P, Suryobroto B and Atmowidi T, 2010. Diversity and effectiveness of insect pollinators of *Jatropha curcas* L.(Euphorbiaceae) *Hayati Journal of Biosciences*. 17(1): 38-42.
- Roselino AC, Santos SB, Hrner M, Bego LR. 2009. Differences between the quality of strawberries (*Fragaria x ananassa*) pollinated by the stingless bees *Scaptotrigona* aff. *depilis* and *Nannotrigona testaceicornis*. *Gen Mol Res* 8: 539-545
- Ruslan W, Afriani, Miswan, Eljonahdi, Nurdiah, Sataral M, Fitrallisan, Fahri, 2015. Visited Frequency of *Apis cerana* and *Trigona* sp. as Bee Pollinators at Brassica rapa Plant. *J Natural Sci*. 4(1):65-72.

- Schoonhoven S, Jerry LMT, Voon Loon JJA. 1998. *Insect-Plant Biology*. From Physiology to Evolution. 1st Ed. Cambridge: Chapman and Hall
- Smith MR, Singh GM, Mozaffarian D and Myers SS. 2015. Effects of decreases of animal pollinators on human nutrition and global health: A modelling analysis. *Lancet*. 386: 1964–1972.
- Seal T and Chaudhuri K, 2017. High Performance Liquid Chromatography Method for the Estimation of Water Soluble Vitamin in Five Wild Edible Fruits Consumed by the Tribal People of North-Eastern Region in India *Int. J Curr Microbiol*. 6(10): 2900-2913
- Susilawati, 2016. Diversity and the Abundance level of Cucumber's Flower-visiting Insects in Different Landscape Structure [Theses]. Bogor (ID): Bogor Agricultural University
- Tan K, Latty T, Hu Z, Wang Z, Yang S, Chen W and Oldroyd BP, 2014. Preferences and tradeoffs in nectar temperature and nectar concentration in the Asian hive bee *Apis cerana*. *Behav Ecol Sociobiol*. 68 :13-20.
- Tschoeke PH, Eugênio E, Oliveirab, Mateus SD, Marcela CAC, Silveira T and Gil R S, 2015. Diversity and flower-visiting rates of bee species as potential pollinators of melon (*Cucumis melo* L.) in the Brazilian Cerrado. *Scientia Horticulturae*. 186 (15): 207–216
- Verma L. R and Dulta P. C. 2015. Foraging Behaviour of *Apis Cerana Indica* and *Apis Mellifera* in Pollinating Apple Flowers, *Journal of Apicultural Research*, 25:4 197-201
- Verma L. R and Partap U 2015. *Foraging behaviour of Apis cerana on cauliflower and cabbage and its impact on seed production*: *Journal of Apicultural Research*. 33 (4): 231-236
- Winfree, Williams NM, Caines H, Ascher JS and Kremen C, 2008. Wild bee pollinators provide the majority of crop visitation across land-use gradients in New Jersey. *J. App. Ecol*. 45: 793-802.
- Wulandari AP, Atmowidi T and Kahono S, 2017. Peranan lebah *Trigona laeviceps* Smith (Hymenoptera: Apidae) dalam produksi biji Kailan (*Brassica oleracea* var. Alboglabra). *Journal Agronomi Indonesia*. 45(2): 197-204
- Widhiono I, Sudiana E and Sucianto ET, 2012. local bee potential in increasing strawberry production (fragaria x ananassa) *Journal of Innovation*. 6 (2): 163-168
- Widhiono I and Sudiana, E, 2016. Impact of Distance from the Forest Edge on The Wild Bee Diversity on the Northern Slope of Mount Slamet. *Biosaintifika: Journal of Biology & Biology Education*. 8(2):148-154.